






The IMI Cornelius Jet Spray® Dispensing Buyers' Guide

A Complete Family of Solutions

	Model	Description/Application	Specifications
	JS7 JW6	Single flavor Premix Visual display non-carbonated beverage dispenser <ul style="list-style-type: none"> • Standard Bowl size -5 gallons (19 Liters) • Single packed unit- minimal set up time required • Optional circulators for beverages that cannot be successfully sprayed such as fresh juices and cold teas. • 3 Gallon (11.4 Liters) bowl option available • Model JW6 is for beverages requiring aeration /whipping such as cold coffee/ cappuccino • Bowl locking kit an available option 	Width: 7.75" (19.7 cm) Height: 26.62" (67.6 cm) Depth: 19" (48.3 cm) Shipping Weight: 51 lb (28.3 kg) Voltage: 115/60 Hz (Export voltages also available)
	JT20 JWT201 (1 Whipper) JWT202 (2 Whippers)	Dual flavor Premix Visual display non-carbonated beverage dispenser <ul style="list-style-type: none"> • Standard Bowl size -5 gallons (19 Liters) • Optional circulators for beverages that cannot be successfully sprayed such as fresh juices and cold teas. • 3 Gallon (11.4 Liters) bowl option available- 3 and 5 gallon bowls can be interchanged on same base unit. • JWT models are for beverages requiring aeration / whipping such as cold coffee/ cappuccinos. Units can be a combination of whipped and traditional dispensing • Bowl locking kits.... an available option. 	Width: 16" (40.7 cm) Height: 26.62" (67.6 cm) Depth: 19" (48.3 cm) Shipping Weight: Base: 61 lb (27.3 kg) Bowls (2): 10 lb (4.7 kg ea) Voltage: 115/60 Hz (Export voltages also available)
	JT30 JWT301 (1 Whipper) JWT302 (2 Whipper) JWT303 (3 Whipper)	Three flavor Premix Visual display non-carbonated beverage dispenser <ul style="list-style-type: none"> • Standard Bowl size -5 gallons (19 Liters) • Optional circulators for beverages that cannot be successfully sprayed such as fresh juices and cold teas. • 3 Gallon (11.4 Liters) bowl option available- 3 and 5 gallon bowls can be interchanged on same base unit. • JWT models are for beverages requiring aeration / whipping such as cold coffee/ cappuccinos. Units can be a combination of whipped and traditional dispensing • Bowl locking kits.... an available option. 	Width: 24.5" (62.2 cm) Height: 26.62" (67.6 cm) Depth: 19" (48.3 cm) Shipping Weight: JT Base: 85 lb (38.6 kg) JTW Base: 94 lb (41.0 kg) Bowls (3): 10 lb (4.7 kg ea) Voltage: 115/60 Hz (Export voltages also available)
	EJ1	Single flavor Premix Visual display non-carbonated beverage dispenser <ul style="list-style-type: none"> • Standard Bowl size 8 gallons (30 Liters) • Tall cup kit an available option 	Width: 16" (40.7 cm) Height: 25.12" (64.8 cm) Depth: 18" (45.7 cm) Shipping Weight: Base: 56 lb (25.4 kg) Bowl: 13 lb (5.9 kg ea) Voltage: 115/60 Hz (Export voltages also available)
	J15	Single flavor Premix Visual display non-carbonated beverage dispenser <ul style="list-style-type: none"> • Standard Bowl size 15 gallons (57 Liters) • 3/8 flare connection for bowl filling from a remote source comes standard (water fill only) • Tall cup kit an available option 	Width: 16" (40.6 cm) Height: 25.12" (64.8 cm) Depth: 18" (45.7 cm) Shipping Weight: Base: 59 lb (26.8 kg) Bowls: 20 lb (9.1 kg ea) Voltage: 115/60 Hz (Export voltages also available)



© 2003 IMI Cornelius Inc.
CATG 8738
www.cornelius.com

In the US:
Phone: 1-800-238-3600
Fax: 1-800-535-4235

Outside the US:
Phone: 1-763-421-6120
Fax: 1-763-422-3297